

NEOLINEO V

In-line fans for small ducts with removable covers and small size with long life ball bearings



Fan:

- Plastic casing with double insulation.
- External terminal box with variable position.
- Quick and easy to install.
- T models are equipped with a timer.

- Single-phase 220-240 V 50/60 Hz.
- Working temperature: +1 °C +40 °C.

Finish:

- In white plastic material.

Motor:

- Motors with long life ball bearings, IPX4 protection and 2-speed.

Order code

NEOLINEO V

—

125

—

T

NEOLINEO V: In-line fans for small ducts with removable covers and small size with long life ball bearings

Nozzle diameter in mm

T: Built-in timer

Technical characteristics

Model	Speed	Max. admissible current	Max. electric power	Flow rate (m ³ /h)	Sound pressure level ¹ dB(A)	Approx. weight (Kg)
	(r/min)	(A)	(kW)	min. / max.	min. / max.	
NEOLINEO-100/V	2385	0.21	0.03	145 / 190	27 / 36	2
NEOLINEO-100/V-T	2385	0.21	0.03	145 / 190	27 / 36	2
NEOLINEO-125/V	2455	0.27	0.04	220 / 280	29 / 37	2
NEOLINEO-125/V-T	2455	0.27	0.04	220 / 280	29 / 37	2
NEOLINEO-150/V	2460	0.27	0.06	405 / 520	34 / 43	3
NEOLINEO-150/V-T	2460	0.27	0.06	405 / 520	34 / 43	3
NEOLINEO-160/V	2460	0.27	0.06	405 / 520	34 / 43	3
NEOLINEO-160/V-T	2460	0.27	0.06	405 / 520	34 / 43	3
NEOLINEO-200/V	2380	0.48	0.11	830 / 1040	39 / 45	4
NEOLINEO-200/V-T	2380	0.48	0.11	830 / 1040	39 / 45	4
NEOLINEO-250/V	2440	0.79	0.18	1110 / 1400	44 / 52	8
NEOLINEO-315/V	2430	1.42	0.32	1570 / 2050	42 / 52	12

1. Irradiated sound pressure levels obtained at a distance of 3 m in a free field, with rigid inlet/exhaust tubes.



Erp. (Energy Related Products)

Information on Directive 2009/125/EC can be downloaded from the SODECA website or the QuickFan selector programme.

Acoustic characteristics

The values given are obtained under laboratory conditions according to ISO 3744.

Sound power spectrum $L_w(A)$ in dB(A) per Hz frequency band

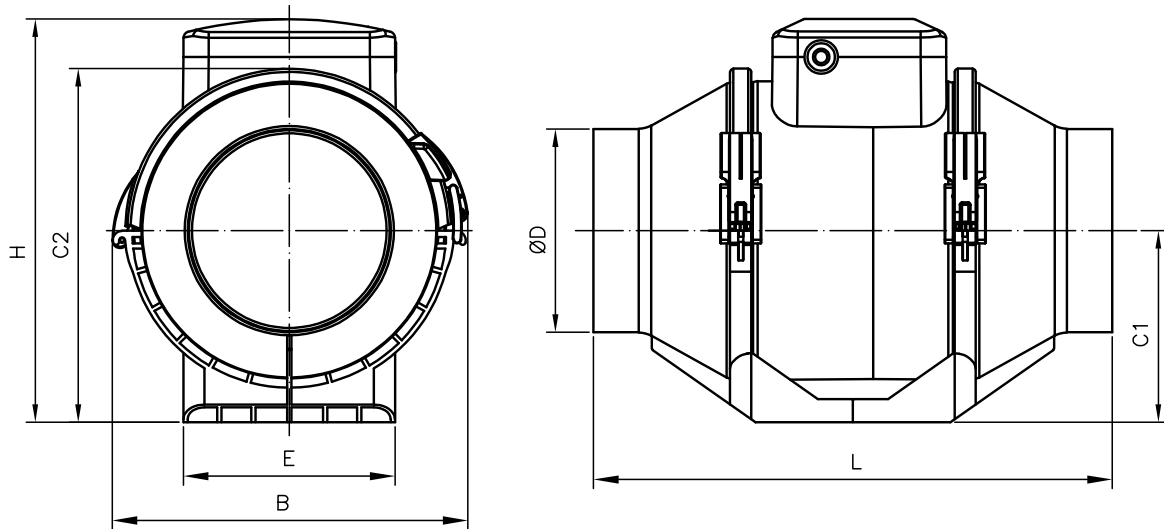
Values measured at inlet with 2/3 maximum flow rate (2/3 Q_{max})

	63	125	250	500	1000	2000	4000	8000
NEOLINEO 100/V	23	35	61	58	56	48	43	30
NEOLINEO 125/V	28	38	57	58	57	52	43	29
NEOLINEO 150/V	42	52	71	69	67	64	56	43
NEOLINEO 160/V	42	52	71	69	67	64	56	43
NEOLINEO 200/V	41	50	63	64	65	64	62	52
NEOLINEO 250/V	52	62	66	71	75	72	62	52
NEOLINEO 315/V	50	59	68	73	77	74	70	59

Values measured at exhaust with 2/3 maximum flow rate (2/3 Q_{max})

	63	125	250	500	1000	2000	4000	8000
NEOLINEO 100/V	22	34	60	57	55	48	42	29
NEOLINEO 125/V	27	37	55	57	56	51	42	29
NEOLINEO 150/V	41	50	70	69	66	63	56	42
NEOLINEO 160/V	41	50	70	69	66	63	56	42
NEOLINEO 200/V	43	52	61	66	64	63	58	51
NEOLINEO 250/V	52	60	66	76	77	74	63	52
NEOLINEO 315/V	51	60	66	70	75	71	66	57

Dimensions mm



	B	C1	C2	ØD	E	H	L
NEOLINEO 100/V	167	90.5	167	96	100	190	246
NEOLINEO 125/V	167	90.5	167	123	100	190	246
NEOLINEO 150/V	223	117.5	221.5	146	100	250	295
NEOLINEO 160/V	233	117.5	222.1	158	100	250	295
NEOLINEO 200/V	239	115	225.8	199	140	261	296
NEOLINEO 250/V	287	142	277.4	247	140	323	383
NEOLINEO 315/V	362	187.1	356.9	310	200	408	445

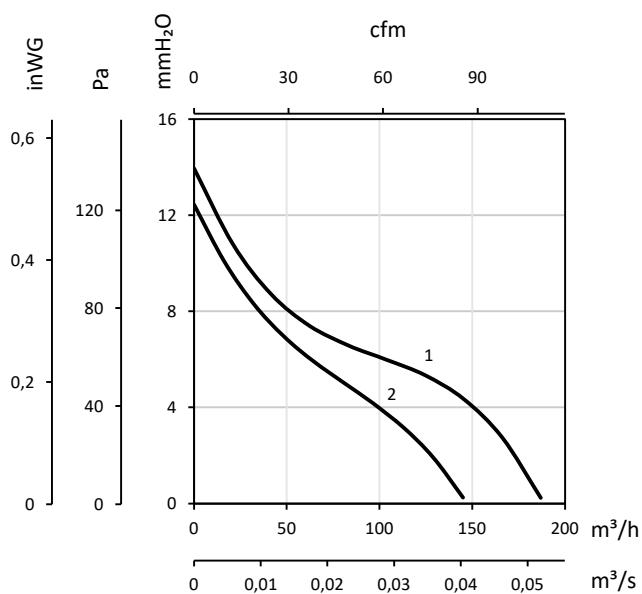
Characteristic curves

Q= Flow rate in m³/h, m³/s and cfm

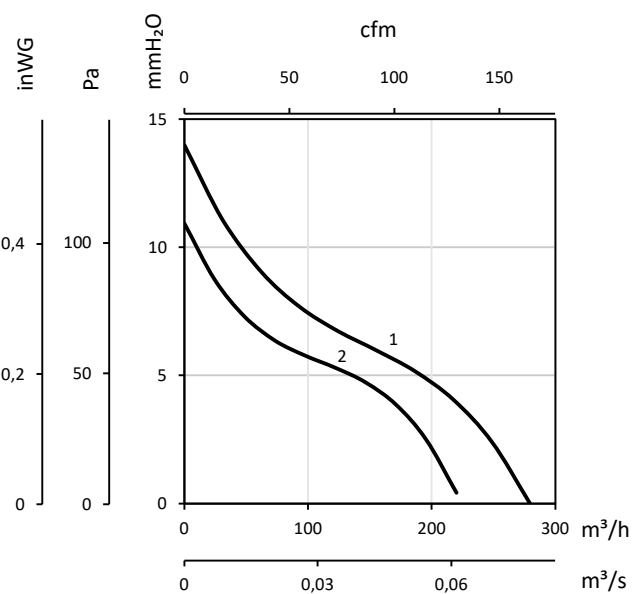
Pe= Static pressure in mm H₂O, Pa and inWG

1: max. 2: min.

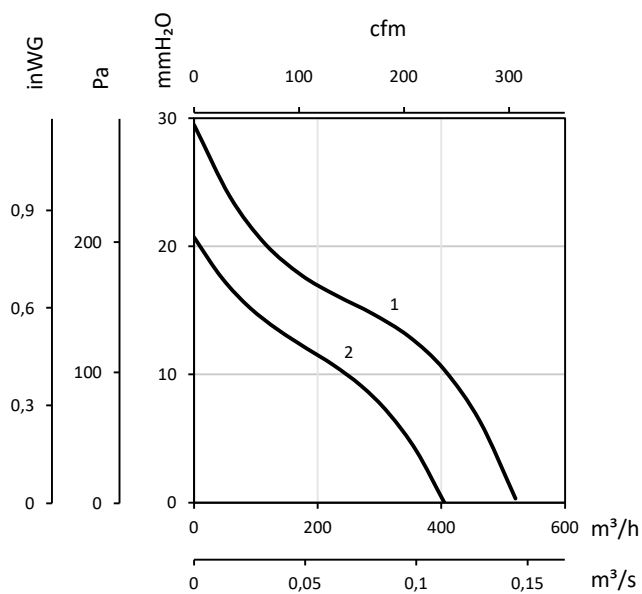
NEOLINEO-100/V



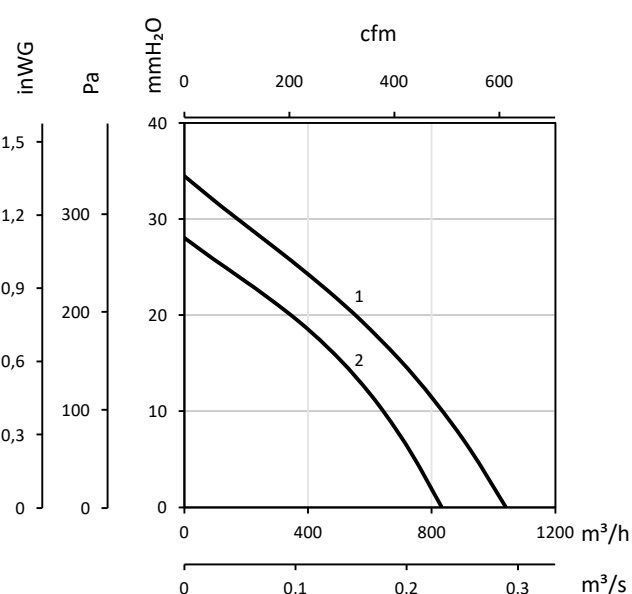
NEOLINEO-125/V



**NEOLINEO-150V
NEOLINEO-160V**



NEOLINEO-200/V

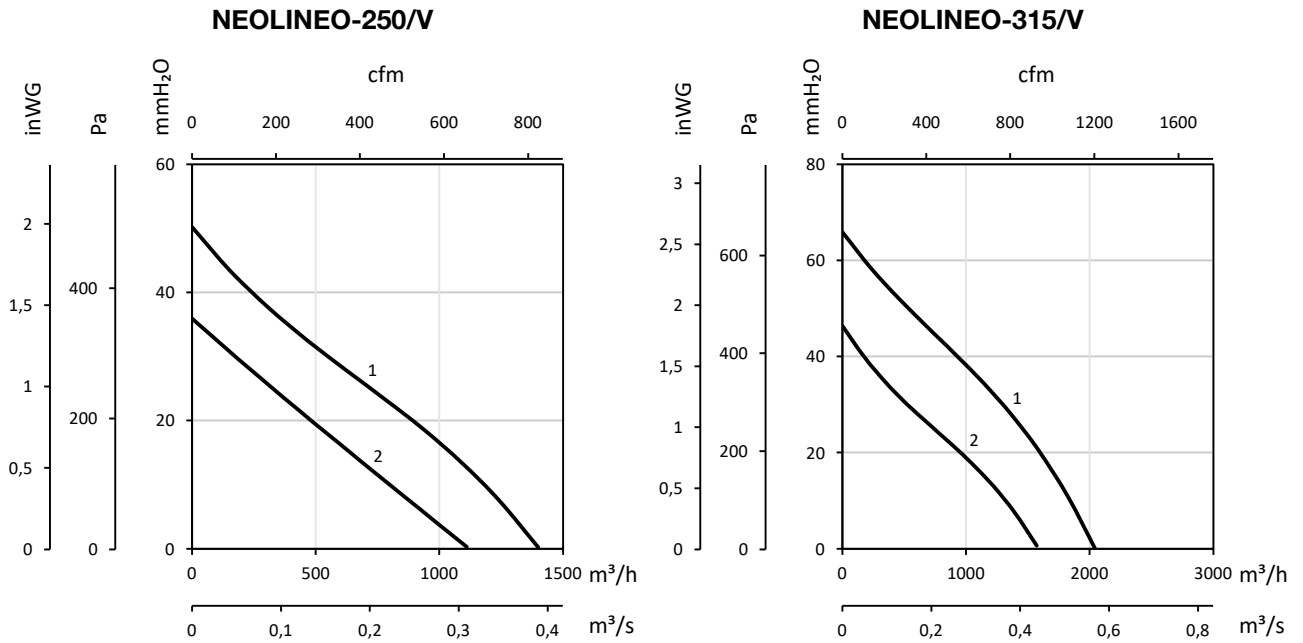


Characteristic curves

Q= Flow rate in m³/h, m³/s and cfm

Pe= Static pressure in mm H₂O, Pa and inwg

1: max. 2: min.



Accessories



INT



SA



BA/BI



RC



BE



COMPUERTAS
ANTIRETORNO



AIRFILTER



SC



BE-AC